







## EYFS-Weekly Plan





Class Teachers: Mrs Collins  
Teaching Assistant: Miss Woodward

W/C	Monday	Tuesday	Wednesday	Thursday	Friday
07/06/21					
<p><b>Phonics Phase 3</b></p> <p><b>I can read words and simple sentences.</b></p>	<p>Learning goal: to learn phase 3 letters and sounds</p> <p><a href="#">Flashcards Speed Trials (phonicsplay.co.uk)</a></p> <p>Revise ng</p> <p><a href="#">Pick a Picture</a> - Digraphs</p> <p><a href="#">Sentences</a> - Digraphs</p>	<p>Learning goal: to learn phase 3 letters and sounds</p> <p>Quickwrite sounds: sh, ch, th, ng, ai, ee, igh, oa, oo, ar, or, ur, ow, oi, ear</p> <p><a href="#">Tricky Words Song</a></p> <p>Revise the following tricky words: <b>he she we be me</b></p>	<p>Learning goal: to learn phase 3 letters and sounds</p> <p>Individual sound mats. The teacher says a sound and the children find the sound.</p> <p>Revise oa</p> <p><a href="#">Pick a Picture</a> - Digraphs</p> <p><a href="#">Sentences</a> - Digraphs</p>	<p>Learning goal: to learn phase 3 letters and sounds</p> <p>Quickwrite sounds: sh, ch, th, ng, ai, ee, igh, oa, oo, ar, or, ur, ow, oi, ear</p> <p><a href="#">Tricky Words Song</a></p> <p>Revise the following tricky words: <b>was my you</b></p>	<p>Learning goal: to learn phase 3 letters and sounds</p> <p>Individual sound mats. The teacher says a sound and the children find the sound.</p> <p>Revise or</p> <p><a href="#">Pick a Picture</a> - Digraphs</p> <p><a href="#">Sentences</a> - Digraphs</p>
<p><b>Phonics Home Learning</b> Phonics Videos for home - <a href="https://lettersandsounds.org.uk/for-home/reception">https://lettersandsounds.org.uk/for-home/reception</a></p>					
<p><b>Literacy</b></p> <p><b>I can write simple sentences.</b></p> <p><b>I can answer 'how' and 'why' questions in response to stories</b></p>	 <p>What do you think this book is about?</p> <p>What is your favourite minibeast?</p> <p>Why have you chosen that?</p> <p><b>Model</b> saying 'My favourite minibeast is.....because....'</p> <p><a href="#">Listen</a> to the story 'Mad About Minibeasts'.</p>	<p><a href="#">Listen</a> to the story 'Mad About Minibeasts'.</p>  <p>Picture prompt (See PowerPoint)</p> <p><b>Model</b> saying and writing a sentence to describe a minibeast.</p>	<p>Minibeast sentence match activity.</p> <div style="border: 1px solid green; padding: 5px; text-align: center;">The bee has wings. .....</div>  <p>Picture prompt (See PowerPoint)</p> <p><b>Model</b> saying and writing a sentence to describe a minibeast. E.g. The slug is slimy.</p>	<p>Minibeast sentence match activity.</p> <div style="border: 1px solid green; padding: 5px; text-align: center;">An ant has six legs. .....</div>  <p>Picture prompt (See PowerPoint)</p> <p><b>Model</b> saying and writing a sentence to describe a minibeast. E.g. The slug is slimy.</p>	<p><b>R.E</b></p> <p><b>I can recall and talk about a story of Jesus as a friend to the disciples</b></p> <p><a href="#">Listen</a> to the story</p> <p>Who was the leader and who were the followers?</p> <p>Remind pupils that we all follow leaders sometimes, but this can be hard.</p> <p>Talk about times it has been hard to do what mum, dad, a teacher has asked them to do. Explain how it must have been hard for Simon and Peter to take the boat into the water and start fishing, but they still did it because they were following their leader.</p>



# EYFS-Weekly Plan

Class Teachers: Mrs Collins  
Teaching Assistant: Miss Woodward

<p><b>Literacy Weekly task</b> Draw and describe minibeasts. Children will use their phonic knowledge to label their picture or write 1/2 sentences.</p>						
<p><b>Literacy Home Learning</b> Please complete the main activities above. Can you create your own book about minibeasts?</p>						
<p><b>Maths</b>  <b>I can double numbers.</b></p>	<p>Starter- Missing numbers on a washing line.  We will be doubling numbers this week. If we double we have twice as many. Place a butterfly template under the visualizer. Paint two spots on it and fold it in half. What do you think will happen? Double 2 is 4.</p> 	<p>Starter- <u>Count in 2s</u></p>  <p>What happens when we double?  <b>Model</b> doubles with counters/Numicon. What do you do when you double?</p>	<p>Starter- Missing numbers on a washing line  Doubling Dice Game Teacher vs Children. If you roll a double you get a point.</p> 	<p>Starter- <u>Count in 2s</u></p>  <p>Ladybird double problem. What do you notice about the numbers and their patterns?</p>	<p><b>PSHE</b> <b>I can name parts of the body.</b>  Draw around a child on a piece of paper.  Can you name different parts of the body? What does each part of the body do? Why is it important? Use post it notes to label the body.</p>	
	<p><b>Weekly Maths task</b> Use the tweezers to make doubles by adding the same number of pompoms to each side of the butterfly. How many different doubles can you make? Can you make one which is not a double and tell me why?</p>					
	<p><b>Maths Home Learning</b> Daily Date Chart- <a href="https://www.ictgames.com/mobilePage/dateChart/index.html">https://www.ictgames.com/mobilePage/dateChart/index.html</a> Lesson at Home - Please click <a href="#">here</a>.</p>					
<p><b>Discovery Time</b></p>	<p><b>Tuff Tray:</b> See below <b>UW:</b> Minibeast hunt. <b>PD:</b> Minibeast cutting scene. <b>EAD:</b> Paint your own minibeast</p>	<p><b>Tuff Tray:</b> See below <b>UW:</b> Minibeast hunt. <b>PD:</b> Minibeast cutting scene. <b>EAD:</b> Paint your own minibeast</p>	<p><b>Tuff Tray:</b> See below <b>UW:</b> Minibeast hunt. <b>PD:</b> Minibeast cutting scene. <b>EAD:</b> Paint your own minibeast</p>	<p><b>Tuff Tray:</b> See below <b>UW:</b> Minibeast hunt. <b>PD:</b> Minibeast cutting scene. <b>EAD:</b> Paint your own minibeast</p>	<p><b>Tuff Tray:</b> See below <b>UW:</b> Minibeast hunt. <b>PD:</b> Minibeast cutting scene. <b>EAD:</b> Paint your own minibeast</p>	



# EYFS-Weekly Plan

Class Teachers: Mrs Collins  
Teaching Assistant: Miss Woodward

	<p><b>Maths:</b> Children add the correct amount of pegs to the number bugs. <b>CL +Literacy:</b> Role-play area- Home corner + Mini-Beast <b>Phonics:</b> <a href="#">Reading game</a></p>	<p><b>Maths:</b> Children add the correct amount of pegs to the number bugs. <b>CL +Literacy:</b> Role-play area- Home corner + Mini-Beast <b>Phonics:</b> <a href="#">Reading game</a></p>	<p><b>Maths:</b> Children add the correct amount of pegs to the number bugs. <b>CL +Literacy:</b> Role-play area- Home corner + Mini-Beast <b>Phonics:</b> <a href="#">Reading game</a></p>	<p><b>Maths:</b> Children add the correct amount of pegs to the number bugs. <b>CL +Literacy:</b> Role-play area- Home corner + Mini-Beast <b>Phonics:</b> <a href="#">Reading game</a></p>	<p><b>Maths:</b> Children add the correct amount of pegs to the number bugs. <b>CL +Literacy:</b> Role-play area- Home corner + Mini-Beast <b>Phonics:</b> <a href="#">Reading game</a></p>
<p><u>Tuff Tray Ideas</u></p>					