




Please email your child's work or any queries to the office at secretary@st-margarets-dover.kent.sch.uk

WB 6 th June 2021	Monday	Tuesday	Wednesday	Thursday	Friday
				<i>TT Rock Stars Day! Dress up as you Avator or Rock star.</i>	
Spellings	Read and write the spellings below. You may like to practise them each day by using the look, say, cover, write method.	Read this week’s words with a partner and add sounds buttons. Underline the tricky part of the word Have they got the ‘o’? Practise writing the words using Quick Write – how many times can you write the word in 30 seconds?	Read the passage with spelling errors. How many errors can you spot? Rewrite the passage with the correct spellings. (see below)	Practise writing 10 Common Exception Words that you find tricky. Choose these from the CEW word list for Year 2 and use the spellings strategies to practise them. (These can be found on the class home learning page.)	Spelling Quiz. Have a go at writing the words you have been learning this week <i>Remember this is just for fun!</i>
English Read Vlad and Florence Nightingale Here	WALT: make inferences about thoughts and feelings of characters and reasons for their actions. Share the story of Vlad and the Florence Nightingale adventure. Discuss the thoughts and feelings of the various characters . <i>Where did the story take place? Who were the women who arrived at the hospital? What did Vlad and Loxton like about the hospital? Why did they want it to stay that way? What did the nurses do to change the hospital? Why did they do that? Why did Quartermaster Quisby want to steal the supplies?</i>	WALT: create a simple rhyme Florence and her team of nurses cleaned the wards of Scutari Hospital and ensured all patients were well cared for. Florence Nightingale was very strict about the nurses washing their hands and it was an important part of the training in school she set up for nurses after she returned from the Crimea. Learn the song below (to the tune of Frere Jacques. Can you create your own rhyme about washing hands?	WALT: find the answers to questions in non-fiction, stories <i>Florence timeline (see below)</i> Cut out the boxes in the Florence Nightingale timeline on the Activity Sheet and mix them up. Now put them into the correct order with the first date on the left and the next dates going in order along to the right. Use the facts and dates to write a paragraph summarising Florence Nightingale’s life.	WALT: to retell a story in the first person and to take pride in my writing Tell the story from Jimmy’s point of view. Think about what Jimmy does in the story, including what he thinks about the way Vlad behaves. Write the story that Jimmy would tell. Use the questions below to help prepare your ideas. What does Jimmy think of the hospital when he arrives? What does he think should be done to change it? What does Jimmy think of Florence Nightingale? What does he see as he walks through the corridors of the hospital? What descriptions can he give? How does he feel by the end of the story? All authors need to edit their story when they finish writing it. Can you add more interesting description? Have you spelt all the words correctly? Have you used punctuation including full stops? Have all the names and new sentences got a capital letter at the start?	

<p>Maths Starter:</p>	<p>WALT: recall and use multiplication and division facts for the 2, 5 and 10 times tables. <i>visit TT Rock stars and practise your 2, 5 and 10 times tables for 5 minutes EVERYDAY this week.</i></p> 				
<p>Maths Main activity</p>	<p>WALT: show why the multiplication of two numbers can be done in any order (commutative) and division of one number by another cannot.</p> <p>In school will carry out practical activities to show this. We will make arrays using playdough and carry out sharing activities to support our understanding of division.</p>	<p>WALT: show why the multiplication of two numbers can be done in any order (commutative) and division of one number by another cannot.</p> <p>Look at and compare the multiplication and division sentences and compare.</p>	<p>WALT: use x and ÷ and = to record my work. calculate mathematical statements for multiplication within the multiplication tables and write them using the multiplication (x) and equals (=) signs. Use materials to support learning where needed.</p>	<p><u>WALT: use multiplication and division facts for the 2,5 and 10 times tables to solve multi-step problems</u></p> <p>We will be exploring multiplication activities as part of our Times Tables Rock Stars dress up day. (see below)</p>	<p>WALT: solve problems involving multiplication and division using materials, arrays, repeated addition, mental methods, and multiplication and division facts, including problems in contexts.</p> <p>To solve written problems involving multiplication and division. Use manipulatives and strategies taught to support.</p>
<p>Home learning</p>	<p>Make your way through the multiplication pack</p> 		<p>Make your way through the division pack</p> 		
	<p>Art and Design WALT: explore and discuss the work of Giacometti</p> <p>Access this lesson using pin code: UQ8651 at Twinkl Go</p> <p>Take a look at the sculptures by Giacometti and answer the questions.</p>	<p>History WALT: explain what makes a person significant Children to talk about who are the significant/important people in their own lives. Why are they important? E.g that person looks after them, helps them to learn new things or makes them happy. Now talk and think about a significant person from history and explain why they are significant.</p> <p>Draw and write about this.</p>	<p>PE WALT: throw a variety of objects for accuracy and distance</p> <p>Play: Throw golf</p> <p>And Target throw</p>	<p><i>TT Rock Stars Dress up Day – you might like to carry out some of the activities below.</i></p>	<p>RE WALT: Consider questions such as what would it be like if everyone followed the golden rule? Following the Golden rule: A rule for religious and non-religious people Share the Golden Rule: ‘Treat other people as you would like them to treat you.’ Discuss with the children what the rule means and what life would be like if people followed the rule.</p> <p>Draw a picture that shows the Golden Rule Being followed.</p>

Spellings Monday 6th June 2021

	Monday	Tuesday	Wednesday	Thursday	Friday
other					
mother					
brother					
nothing					
none					
Monday					

Spellings Wednesday 9th June 2021

On Munday I went to visit my muther and my bruther. There was nothing to eat in the house so I set off to see if my uther bruther had sum cakes.

Song	Actions
Rub together, Rub together.	Rub palms together
Back, back, back, Back, back, back.	Put one hand on top of the other and rub the back of the hand underneath
Make an ess to keep nails clean.	Link fingers and rub the finger nails
Wash each thumb to catch those germs,	Rub each thumb clean
Rub each palm, Keep it firm.	Use the fingers of one hand to wash the palm of the other hand, then swap over
Rinse your hands under the tap.	Wash the soap off
Dry them well and that's a wrap.	Make sure to dry your hands on a clean towel.

1820



Florence Nightingale is born in the city of Florence in Italy

1910



Florence Nightingale dies

1854



Florence Nightingale takes nurses to Scutari Hospital in the Crimea

1846



Florence Nightingale trains as a nurse in Germany

1860



Florence Nightingale starts a nursing school in the UK

1858



Florence Nightingale is the first woman elected as a member of the Royal Statistical Society

Times Tables Rocks Stars Dress up Day Activities.

