







EYFS-Weekly Plan




Class Teacher: Mrs Collins
Teaching Assistant: Miss Woodward

W/C 14/06//21	Monday	Tuesday	Wednesday	Thursday	Friday
<p>Phonics Phase 3</p> <p>I can read words and simple sentences.</p>	<p>Flashcards Speed Trials (phonicsplay.co.uk)</p> <p>Revise ur</p> <p>Sounds buttons with the following words: fur, burn, burp, curl, hurt, surf, turn, turnip.</p>	<p>Quickwrite the following sounds: qu, sh, ch, th, ng, ai, ee, igh, oa, oo, ar, or, ur</p> <p>Revise ow</p> <p>Play Buried Treasure. Words: now, down, owl, cow, how, town, fown, owp, hown, lown.</p>	<p>Flashcards Speed Trials (phonicsplay.co.uk)</p> <p>Revise the following Tricky word: You</p> <p>Train your Brain Phase 3</p>	<p>Quickwrite the following sounds: qu, sh, ch, th, ng, ai, ee, igh, oa, oo, ar, or, ur, ow.</p> <p>Revise oi</p> <p>Play Quickwrite with the following words: oil, boil, coin, coil, join, soil, poison, foil, turnip, burn, down, town</p>	<p>The children will choose from a selection of phonics games.</p> 
<p>Phonics Home Learning Phonics Videos for home - https://lettersandsounds.org.uk/for-home/reception</p>					
<p>Literacy</p> <p>I can write simple sentences.</p> <p>I can answer 'how' and 'why' questions in response to stories</p>	<p>Explain that this week we are going to be finding out facts about minibeasts.</p> <p>Listen to the story 'I Love Bugs' by Philemon Sturges.</p>  <p>Model writing a Minibeast fact file.</p>	<p>What am I Game</p>  <p>Model writing a Minibeast fact file.</p>	<p>What am I Game</p>  <p>Model writing a Minibeast fact file.</p>	<p>Complete the Minibeast quiz.</p> <p>Question 1 of 5 Minibeasts are...</p> <ul style="list-style-type: none"> tiny creepy crawlies very big wolves and dragons <p>Model writing a Minibeast fact file.</p>	<p>R.E</p> <p>I can recall and talk about a story of Jesus as a friend to the disciples</p> <p>Listen to the story</p> <p>Give the children some blankets and ask them to place toys in the middle. Pretend the blanket is a net full of heavy fish. Or Use plastic cups to scoop up objects(fish)</p> <p>Talk about the story whilst the children complete the above tasks.</p>
<p>Literacy Weekly task The children will create a simple fact file of a minibeast.</p>					



EYFS-Weekly Plan

Class Teacher: Mrs Collins
Teaching Assistant: Miss Woodward

	<p>Literacy Home Learning Research and find out about a Minibeast of your choice and present your findings. Think about how you are going to present your findings. Perhaps you will create a poster? A fact file? A word document? A PowerPoint? Aim to include: A title, a picture/diagram, at least 5 facts about the Minibeast.</p>				
<p>Maths I can share</p>	<p>Starter- How many can you see? Tens frame/Numicon</p> <p>Explain that this week we are going to be looking at sharing.</p> <p>Model sharing some snacks with Miss Woodward.</p>	<p>Starter- How many can you see? Tens frame/Numicon</p> <p>Set up a picnic in the middle of the circle. As a class share the picnic with the two teddies. We need to make sure we share the snacks equally.</p> 	<p>Starter- How many can you see? Tens frame/Numicon</p> <p>Listen to the story The Doorbell Rang by Pat Hutchins.</p>  <p>Solve the problem. Are all of the groups equal?</p>	<p>Starter- How many can you see? Tens frame/Numicon</p> <p>Model sharing 9 snacks between three teddies.</p> <p>Now what about if we have 4 teddies. We have one left. Can we give this snack to one our teddies?</p>	<p>PSHE I can tell you some of things I can do and foods I can eat to keep healthy.</p> <p>Have two containers and objects/pictures. Ask the children to sort them according to what is healthy/not so healthy for our bodies. What will happen if we eat less healthy food all the time? How would it make us feel? What would happen to our bodies? What do we need to do to keep healthy and happy?</p> 
	<p>Weekly Maths task Children to share snacks between teddies. How many snacks does each teddy have? Is it fair?</p>				
	<p>Maths Home Learning Daily Date Chart- https://www.ictgames.com/mobilePage/dateChart/index.html Lesson at Home - Please click here</p>				
<p>Discovery Time</p>	<p>Tuff Tray: See below UW: Paint Minibeasts on IWB/program the Bee-Bots. PD: Moving like various bug. E.g. Flap your wings like a butterfly. EAD: Paper plate bugs(See below). Maths: Minibeast counting CL +Literacy: Role-play area- Home corner + Minibeasts</p>	<p>Tuff Tray: See below UW: Paint Minibeasts on IWB/program the Bee-Bots. PD: Moving like various bug. E.g. Flap your wings like a butterfly. EAD: Paper plate bugs(See below). Maths: Minibeast counting CL +Literacy: Role-play area- Home corner + Minibeasts</p>	<p>Tuff Tray: See below UW: Paint Minibeasts on IWB/program the Bee-Bots. PD: Moving like various bug. E.g. Flap your wings like a butterfly. EAD: Paper plate bugs(See below). Maths: Minibeast counting CL +Literacy: Role-play area- Home corner + Minibeasts</p>	<p>Tuff Tray: See below UW: Paint Minibeasts on IWB/program the Bee-Bots. PD: Moving like various bug. E.g. Flap your wings like a butterfly. EAD: Paper plate bugs(See below). Maths: Minibeast counting CL +Literacy: Role-play area- Home corner + Minibeasts</p>	<p>Tuff Tray: See below UW: Paint Minibeasts on IWB/program the Bee-Bots. PD: Moving like various bug. E.g. Flap your wings like a butterfly. EAD: Paper plate bugs(See below). Maths: Minibeast counting CL +Literacy: Role-play area- Home corner + Minibeasts</p>



EYFS-Weekly Plan

Class Teacher: Mrs Collins
Teaching Assistant: Miss Woodward

	Phonics: Reading game	Phonics: Reading game	Phonics: Reading game	Phonics: Reading game	Phonics: Reading game
<u>Tuff Tray Ideas</u>	