



Please email your child's work or any queries to the office at secretary@st-margarets-dover.kent.sch.uk


WB 14th June 2021	Monday	Tuesday	Wednesday	Thursday	Friday
Spellings	<p>Read and write the spellings below. You may like to practise them each day by using the look, say, cover, write method.</p>	<p>Carry out the wordsearch below. How many of these words can you find?</p> <p>Muddle, fossil, metal, parcel, animal, pencil, hospital, apple, angel, label, purple, circle, puddle, petal, bubble, table</p>	<p>Choose a spelling strategy to practise writing this week's spellings.</p>	<p>Practise writing 10 Common Exception Words that you find tricky. Choose these from the CEW word list for Year 2 and use the spellings strategies to practise them. <i>(These can be found on the class home learning page.)</i></p>	<p>Spelling Quiz. Have a go at writing the words you have been learning this week <i>Remember this is just for fun!</i></p>
English	<p>WALT: be introduced to non-fiction books that are structured in different ways. Share a variety of non-fiction texts and fact files about Florence Nightingale. What are the features of a non-fiction text? Can you find the answers to the questions you have?</p> <p>At home choose a Florence Nightingale fact file to read – will you choose one star. Two star or three star? (activity can be found on the class 2 home learning page)</p>	<p>WALT: develop and order my ideas through participation in drama/role play/improvisation</p> <p>Hot Seating. Pretend you are one of the character in the story of Vlad and the Florence Nightingale Adventure. Can you describe your thoughts and feelings about your experiences?</p>	<p>WALT: write a diary entry</p> <p>Pretend you are Florence Nightingale arriving at the hospital. Write a diary entry to describe how you feel and what changes you plan to carry out to improve the hospital. Remember to write in the first person in the present tense Use noun phrases to describe the conditions</p>	<p>WALT: to write a fact file</p> <p>Use the information you have gathered/found out this week to write a fact file about Florence Nightingale.</p> <p>Remember to include the features of a fact file: Heading Sub headings Questions as sub headings Labelled pictures</p> <p>Edit your work (punctuation, spelling, exciting additions) and write it out neatly in your publishing books.</p>	
Maths Starter:	<p>WALT: recall and use multiplication and division facts for the 2, 5 and 10 times tables. <i>visit TT Rock stars and practise your 2, 5 and 10 times tables for 5 minutes EVERYDAY this week.</i></p> 				

<p>Maths Main activity</p>	<p>WALT: recognise, find, name and write fractions $\frac{1}{3}$, $\frac{1}{4}$, $\frac{2}{4}$ and $\frac{3}{4}$ of a shape,</p> <p>Explore shapes and objects and find given fractions.</p>	<p>WALT: recognise, find, name and write fractions $\frac{1}{3}$, $\frac{1}{4}$, $\frac{2}{4}$ and $\frac{3}{4}$ of a set of objects or quantity.</p> <p>We will use objects such as buttons and playdough to help us explore and find fractions. We will record our answers in our maths books.</p>	<p>WALT: explain simple equivalences e.g. $\frac{2}{4}$ and $\frac{1}{2}$</p> <p>Explore finding $\frac{2}{4}$ and $\frac{1}{2}$ of shapes and quantities. What do you notice?</p>	<p>P.E</p> <p>WALT: throw a variety of objects for accuracy and distance</p> <p>Play: Push it, bounce it</p> <p>And Ball relay</p>	<p>WALT: count in steps of $\frac{1}{3}$ to 5.</p> <p>We will create a numberline, counting in steps of $\frac{1}{3}$ to 5.</p> 
-----------------------------------	---	---	---	---	--

<p>Home learning</p>	<p>Make your way through the fractions pack (click on the picture)</p> 				
-----------------------------	---	--	--	--	--

<p>Forest School</p> <p>Activities we will be carrying out at school with Mrs Woodward</p>	<p>Making cordage with nettles to make a necklace</p>	<p>Making a wooden pendant, sanding and decorating</p>	<p>Making a painting of what forest school means to me</p>	<p>Making a flower/leaf crown</p>	<p>Free time and pond dip</p>
---	--	---	---	--	--------------------------------------

In class we are carrying out the Wildlife Trusts '30 Days Wild' challenge. You might like to join in at home – visit:



	<i>Monday</i>	<i>Tuesday</i>	<i>Wednesday</i>	<i>Thursday</i>	<i>Friday</i>
<i>pencil</i>					
<i>fossil</i>					
<i>nostril</i>					
<i>stencil</i>					

s	a	n	i	f	o	s	s	i	l
m	i	d	d	p	e	l	a	l	m
u	d	d	l	e	m	e	t	a	l
d	p	u	r	p	l	e	s	c	g
d	n	c	b	e	t	e	f	i	h
l	j	a	b	k	l	b	o	r	p
e	l	a	p	b	r	s	l	c	t
a	l	b	b	e	c	f	w	l	a
d	n	u	f	a	n	e	l	e	n
t	b	l	e	i	l	c	u	v	i
p	a	r	c	e	l	e	i	n	m
x	t	l	f	a	l	g	n	l	a
b	p	a	l	e	s	o	w	d	l
h	e	t	p	u	d	d	l	e	l
l	t	i	c	v	b	n	e	m	s
e	a	p	a	e	l	l	d	m	p
g	l	s	g	r	p	a	y	j	k
n	d	o	r	p	b	m	a	t	m
a	k	h	a	l	t	a	b	l	e