







EYFS-Weekly Plan

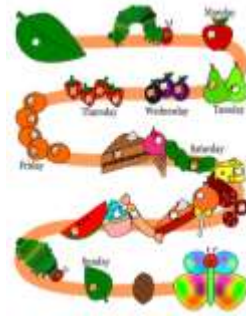
Class Teacher: Mrs Collins
Teaching Assistant: Miss Woodward

W/C 21/06//21	Monday	Tuesday	Wednesday	Thursday	Friday
<p>Phonics Phase 3</p> <p>I can read words and simple sentences.</p>	<p>Learning goal: to learn phase 3 letters and sounds</p> <p>Flashcards Speed Trials (phonicsplay.co.uk)</p> <p>Revise ur</p> <p>Quickwrite the following words: Fur, hurt, turn, burn, burp, turnip,</p> <p>Read sentences.</p>	<p>Learning goal: to learn phase 3 letters and sounds</p> <p>Quickwrite the following sounds: sh, ch, th, ng, ai, ee, igh, oa, oo, ar, or, ur, ow, oi, ear</p> <p>Revise the tricky word: they</p> <p>Train your Brain Phase 3</p>	<p>Learning goal: to learn phase 3 letters and sounds</p> <p>Flashcards Speed Trials (phonicsplay.co.uk)</p> <p>Revise ear</p> <p>Quickwrite the following words: ear, dear, hear, near, tear, year</p> <p>Read sentences.</p>	<p>Learning goal: to learn phase 3 letters and sounds</p> <p>Quickwrite the following sounds: sh, ch, th, ng, ai, ee, igh, oa, oo, ar, or, ur, ow, oi, ear</p> <p>Model playing sentence substitution,</p> <p>Mark fed the cat - dog - hid - Gail - moon.</p> <p>The sheep are in the shed - bedroom - farmyard - cars - wait</p>	<p>Learning goal: to learn phase 3 letters and sounds</p> <p>The children will choose from a selection of phonics games.</p> 
<p>Phonics Home Learning Phonics Videos for home - https://lettersandsounds.org.uk/for-home/reception</p>					
<p>Literacy</p> <p>I can write simple sentences.</p> <p>I can answer 'how' and 'why' questions in response to stories</p>	<p>Read the story The Hungry Caterpillar by Eric Carle.</p>  <p>Model creating a story map.</p>	<p>Listen to the story The very Hungry Caterpillar by Eric Carle.</p> <p>Use the storymap created yesterday to retell the story.</p>	<p>Questions about the story. Can you describe the caterpillar?</p>  <p>Model writing sentences.</p>	<p>Questions about the story. Can you describe the butterfly?</p>  <p>Model writing sentences.</p>	<p>R.E</p> <p>I can recall and talk about the story of The feeding of the 5000.</p> <p>Listen to the story The Feeding of the 5000.</p> <p>Introduce the word 'miracle' - a miracle is something that seems just impossible. Remind pupils that they have learnt about two miracles that Jesus did in the last two stories and see if pupils can remember them both.</p>
<p>Literacy Weekly task The children will create a Storymap of The Hungry Caterpillar.</p>					



EYFS-Weekly Plan

Class Teacher: Mrs Collins
Teaching Assistant: Miss Woodward



Literacy Home Learning
Please click [here](#) and complete lesson 1-5.

Maths
I can create and describe patterns.

Starter- Doubles

Butterflies are symmetrical. They are the same on both sides. Look at the minibeast symmetry PowerPoint.

Can you spot the symmetrical patterns?

Starter- 1more/1less

[Play](#) the symmetry matching game.

How do you know?

Starter- Doubles

[Play](#) the symmetry matching game.

How do you know?

Starter- 1more/1less

Butterfly symmetry matching. Find matching halves of the butterflies to make a symmetrical picture.

How do you know?

PSHE
I understand that we all grow from babies to adults.

Briefly talk about how the children have already changed from being a baby to now. Talk about visible features as well as abilities.

Now show the children the picture cards (See below) of different stages in life. Questions: Can they put them in the correct order?

Weekly Maths task
Symmetrical butterflies.
Can you describe your pattern?

Maths Home Learning
Daily Date Chart- <https://www.ictgames.com/mobilePage/dateChart/index.html>
Complete the main activities above.
Can you make your own butterfly? You could use Lego, paint or even felt tip pens.

Discovery

Tuff Tray: See below

Tuff Tray: See below

Tuff Tray: See below

Tuff Tray: See below

Tuff Tray: See below



EYFS-Weekly Plan

Class Teacher: Mrs Collins
Teaching Assistant: Miss Woodward

<p>Time</p>	<p>UW: Use a paint/drawing program on the IWB for children to draw pictures of the Very Hungry Caterpillar, the butterfly or the different foods he eats. PD: playdough mats/pencil control Maths: number caterpillars CL +Literacy: Role-play area- Home corner + Minibeasts Phonics: Read and draw</p>	<p>UW: Use a paint/drawing program on the IWB for children to draw pictures of the Very Hungry Caterpillar, the butterfly or the different foods he eats. PD: playdough mats/pencil control Maths: number caterpillars CL +Literacy: Role-play area- Home corner + Minibeasts Phonics: Read and draw</p>	<p>UW: Use a paint/drawing program on the IWB for children to draw pictures of the Very Hungry Caterpillar, the butterfly or the different foods he eats. PD: playdough mats/pencil control Maths: number caterpillars CL +Literacy: Role-play area- Home corner + Minibeasts Phonics: Read and draw</p>	<p>UW: Use a paint/drawing program on the IWB for children to draw pictures of the Very Hungry Caterpillar, the butterfly or the different foods he eats. PD: playdough mats/pencil control Maths: number caterpillars CL +Literacy: Role-play area- Home corner + Minibeasts Phonics: Read and draw</p>	<p>UW: Use a paint/drawing program on the IWB for children to draw pictures of the Very Hungry Caterpillar, the butterfly or the different foods he eats. PD: playdough mats/pencil control Maths: number caterpillars CL +Literacy: Role-play area- Home corner + Minibeasts Phonics: Read and draw</p>
<p>Tuff Tray Ideas</p>					



EYFS-Weekly Plan

Class Teacher: Mrs Collins
Teaching Assistant: Miss Woodward

PSHE- Friday

