






Year 3 Term 6 Week 4
Week beginning 05.07.21

	Monday	Tuesday	Wednesday	Thursday	Friday
Vocabulary Ninja – Word of the Day	A new word of the day on each PowerPoint screen – starting with Grasshopper words for years 3/4. These can be found in PowerPoint or pdf format here . Children write the word, write the definition and use the word in their own unique sentence. They also look at the synonyms, antonyms, prefixes and suffixes associated with the word and see if there are any others they can find.				
Maths	Starter – Play Daily 10 .	Starter – Play Daily 10 .	Starter – Play Daily 10 .	MEET THE TEACHER SESSION – MISS. CONWAY	Starter – Play Daily 10 .
Measure and money	WALT: be able to add amounts of money	Choose a level and a different activity.	Choose a level and a different activity.		Choose a level and a different activity.
	Task: Practical activity using coins to add different amounts using a column method	WALT: be able to subtract amounts of money to find change (in practical contexts)	WALT: to be able to add and subtract money (in practical contexts)		WALT: be able to solve one and two step problems (involving money)
		Task: Set up your stationery shop. Every item has to be less than £1.00 What change would you need to give for each of your items if the customer can buy one item and gives you £1.00	Task: Set up stationery shop. Children rotate around the class, practising buying one item/or being the shop keeper and giving change		Task: Mixed word problems involving adding money and finding change.
Maths home learning	Continue to practise your times tables throughout the week by playing on Times Table Rock Stars .				
	Please complete lessons 1-5 here: https://classroom.thenational.academy/units/exploring-calculation-strategies-and-place-value-8f1f - calculation strategies. Alternatively, you could set up your own shop at home to practise adding and finding change.				
English: Skills week	WALT: be able to correctly form my ascenders and descenders	WALT: be able to check the consistency of my handwriting	WALT: be able to identify word types (verb, noun, adjective, adverb)	WALT: be able to identify the main clause in a sentence	WALT: be able to identify the subordinate clause in a sentence
	Task: handwriting practice for consistency Letter practice then complete a paragraph of joined writing	Task: assess consistency of joining in paragraph completed yesterday. Which letters need extra practise?	Task: Review the word types. Complete a word sort activity in groups	Task: Group activity – cut the sentences and sort into main clause and 'extra bit'	Task: Group activity – cut the sentences and sort into main clause and subordinate clause. Add a subordinate clause to a main clause.



English home learning	<p>If learning from home, please follow lessons 1-5 here: Sentence Level objectives https://classroom.thenational.academy/units/t1-sentence-level-objectives-2d3b</p>				
Spelling and Grammar	<p>Play the Vocabulary Ninja mini games here: Vocab Ninja Mini Games (vocabularyninja.co.uk)</p>				
Topic	<p><u>Computing</u></p> <p><u>WALT: be able to use a variety of programmes to accomplish a goal.</u></p> <p>Task : Combining texts and graphics</p> <p>Create a fact page about an animal of your choice.</p> <p>Experiment with changing font size and colour</p> <p>E-safety : discuss the selection of suitable images and flagging anything that may not be appropriate.</p>	<p><u>Design & Technology</u></p> <p><u>WALT: be able to draw, photograph and label products</u></p>  <p>Task: investigate, draw and label the mechanisms of a pop up book</p> <p>If at home: complete lessons 1-3 as below: DT mechanisms</p>	<p><u>PE</u></p> <p><u>WALT: be able to develop technique.</u></p> <p>Click here to join in with a Just Dance.</p> <p><u>Design & Technology</u></p> <p>WALT: be able to use technical vocabulary when designing and planning a product.</p> <p>Task: create a design for a pop up book page – label with the different mechanisms used.</p> <p>If at home: complete lessons 1-3 as below: DT mechanisms</p>	<p><u>Design & Technology</u></p> <p><u>WALT: create and use complex pop-up mechanisms for pages of books</u></p>  <p>Task: Create book, joining materials and creating mechanisms</p> <p>If at home: complete lessons 1-3 as below: DT mechanisms</p>	<p><u>PE</u></p> <p><u>WALT: be able to develop technique.</u></p> <p>Click here to join in with a Just Dance.</p> <p>Golden Time</p> <p>Well done on all your hard work this week. Have a lovely weekend! ☺</p> 