







Year 3 Term 6 Week 6
Week beginning 12.07.21

	Monday	Tuesday	Wednesday	Thursday	Friday
Vocabulary Ninja – Word of the Day	<p>A new word of the day on each PowerPoint screen – starting with Grasshopper words for years 3/4. These can be found in PowerPoint or pdf format here. Children write the word, write the definition and use the word in their own unique sentence. They also look at the synonyms, antonyms, prefixes and suffixes associated with the word and see if there are any others they can find.</p>				
Maths Measure and money	<p>Starter – Play Daily 10.</p> <p>WALT: be able to add amounts of money</p> <p>Task: Practical activity using coins to add different amounts using a column method</p>	<p>Starter – Play Daily 10. Choose a level and a different activity.</p> <p>WALT: be able to subtract amounts of money to find change (in practical contexts)</p> <p>Task: Set up your stationery shop. Every item has to be less than £1.00 What change would you need to give for each of your items if the customer can buy one item and gives you £1.00</p>	<p>SPORTS DAY!</p> 	<p>Starter – Play Daily 10. Choose a level and a different activity.</p> <p>WALT: to be able to add and subtract money (in practical contexts)</p> <p>Task: Set up stationery shop. Children rotate around the class, practising buying one item/or being the shop keeper and giving change</p>	<p>Starter – Play Daily 10. Choose a level and a different activity.</p> <p>WALT: be able to solve one and two step problems (involving money)</p> <p>Task: Mixed word problems involving adding money and finding change.</p>
Maths home learning	<p>Continue to practise your times tables throughout the week by playing on Times Table Rock Stars.</p>				
	<p>Please complete lessons 1-5 here: https://classroom.thenational.academy/units/exploring-calculation-strategies-and-place-value-8f1f - calculation strategies. Alternatively, you could set up your own shop at home to practise adding and finding change.</p>				
English: Skills week	<p>WALT: be able to correctly form my ascenders and descenders</p> <p>Task: handwriting practice for consistency Letter practice then complete a paragraph of joined writing</p>	<p>WALT: be able to check the consistency of my handwriting</p> <p>Task: assess consistency of joining in paragraph completed yesterday. Which letters need extra practise?</p>	<p>WALT: be able to identify word types (verb, noun, adjective, adverb)</p> <p>Task: Review the word types. Complete a word sort activity in groups</p>	<p>WALT: be able to identify the main clause in a sentence</p> <p>Task: Group activity – cut the sentences and sort into main clause and 'extra bit'</p>	<p>WALT: be able to identify the subordinate clause in a sentence</p> <p>Task: Group activity – cut the sentences and sort into main clause and subordinate clause. Add a subordinate clause to a main clause.</p>

English home learning	<p>If learning from home, please follow lessons 1-5 here: Sentence Level objectives https://classroom.thenational.academy/units/t1-sentence-level-objectives-2d3b</p>		
Spelling and Grammar	<p>Play the Vocabulary Ninja mini games here: Vocab Ninja Mini Games (vocabularyninja.co.uk)</p> 		
Topic	<p><u>Computing</u></p> <p><u>WALT: be able to use a variety of programmes to accomplish a goal.</u></p> <p>Task : Combining texts and graphics</p> <p>Create a fact page about fossil finds.</p> <p>Experiment with changing font size and colour</p> <p>E-safety : discuss the selection of suitable images and flagging anything that may not be appropriate.</p>	<p><u>DT: 3 day project</u></p> <p><u>WALT: create and use complex pop-up mechanisms for pages of books</u></p>  <p>Task: Create book, joining materials and creating mechanisms</p> <p>If at home: complete lessons 1-3 as below: DT mechanisms</p>	<p><u>PE</u></p> <p><u>WALT: be able to develop technique.</u> Click here to join in with a Just Dance.</p> <p>Golden Time</p> <p>Well done on all your hard work this week. Have a lovely weekend! 😊</p> 