





St Margaret's at Cliffe Curriculum Overview for Year 1 Term 6 2021 - 2022

English



Spoken Language

Listen and respond appropriately to adults and their peers.

Participate in discussions, presentations, performances, role-play and improvisations.

Word Reading

Read words with contractions, and understand that the apostrophe represents the omitted letter(s).

Read books aloud, accurately that are consistent with their developing phonic knowledge and that do not require them to use other strategies to work out words.

Comprehension

Participate in discussion about what is read to them, taking turns and listening to what others say.

Explain clearly their understanding of what is read to them.

Spelling, Handwriting and Presentation

Understand which letters belong to which handwriting 'families' (i.e. letters that are formed in similar ways) and to practise these.

Composition

Write sentences by: sequencing sentences to form short narratives and re-reading what they have written to check that it makes sense

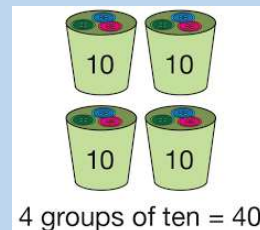
Read their writing aloud clearly enough to be heard by their peers and the teacher.

Vocabulary, grammar & punctuation

Use joining words and joining clauses using "and"

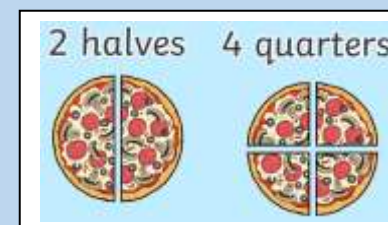
Use a capital letter for names of people, places, the days of the week, and the personal pronoun 'I'.

Mathematics



Fractions

- Making a half.
- Making a whole.
- Finding a half.
- Finding half of a quantity.
- Making a quarter.
- Finding a quarter.
- Finding a quarter of a quantity.



Place value (within 100)


- Counting to 100 by making 10s.
- Counting forwards and backwards to 100.
- Using a 100 square.
- Partitioning/comparing and ordering numbers to 100.
- One more/one less with numbers to 100.



Measurement

- Recognise coins and notes.
- Counting in coins.
- Before and after/dates.
- Time to the hour and half past.
- Writing time/comparing time.



<p>Music</p> <p>Seaside songs and music</p> <ul style="list-style-type: none"> • Use voices expressively and creatively by singing songs and chants and rhymes linked to the seaside. • Play tuned and untuned instruments musically. Play a simple tune using an ocarina. 	<p>Geography</p> <p>Seaside environment</p>  <ul style="list-style-type: none"> • Use basic geographical vocabulary to refer to key physical features, including: beach, cliff, coast, sea, ocean, season and weather and key human features. 	<p>History</p> <p>Seaside Holidays</p> <ul style="list-style-type: none"> • History of holidays at the seaside, how they have changed. • Describe features of Victorian life. • Compare seaside objects and use words relating to the passing of time. • Ask and answer simple questions about seaside holidays. 	<p>Computing</p> <p>Coding</p> <ul style="list-style-type: none"> • To use technology purposefully to manipulate and retrieve digital content. • To understand what coding means in computing. • To create unambiguous instructions as required by a computer. • To build one- and two-step instructions.
<p>RE</p> <p>What does it mean to belong to a faith community?</p> <ul style="list-style-type: none"> • What does it mean to be a Muslim in Britain today? • Recognise and name some symbols of belonging in the Muslim community. 	<p>Design Technology</p> <p>Fruit salad challenge</p> <ul style="list-style-type: none"> • Generate, develop, model and communicate their ideas. • Design a fruit salad recipe. • Prepare and make a fresh fruit salad. • Evaluate our designs. 	<p>Art and Design</p> <p>Painting and printing</p> <ul style="list-style-type: none"> • Extend and explore patterns using a variety of natural materials. • Develop a wide range of art and design techniques using colour, pattern, texture, line, shape, form and space. 	<p>Physical Education</p> <p>Athletics</p> <ul style="list-style-type: none"> • Master basic movements including running, jumping, throwing and catching, as well as developing balance, agility and co-ordination, and begin to apply these in a range of activities. <p>Team games</p> <ul style="list-style-type: none"> • Participate in team games, developing simple tactics for attacking and defending.
<p>PSHE</p> <p>Changing me</p> <ul style="list-style-type: none"> • Explore life cycles and changes in animals and humans • Explore changes in our own bodies • Identify body parts that are different for boys and girls • Talk about changes and how we can cope with change 		<p>Science</p> <p>Plants and Growing</p> <ul style="list-style-type: none"> • Identify and name a variety of common wild and garden plants, including deciduous and evergreen trees. • Identify and describe the basic structure of a variety of common flowering plants and trees. <p>Working Scientifically with plants</p> <ul style="list-style-type: none"> • Observing closely, using simple equipment. • Performing simple tests. • Identifying and classifying. • Gathering and recording data to help answer questions. <p>Seasonal Changes</p> <ul style="list-style-type: none"> • Observe changes across seasons – Summer 	